

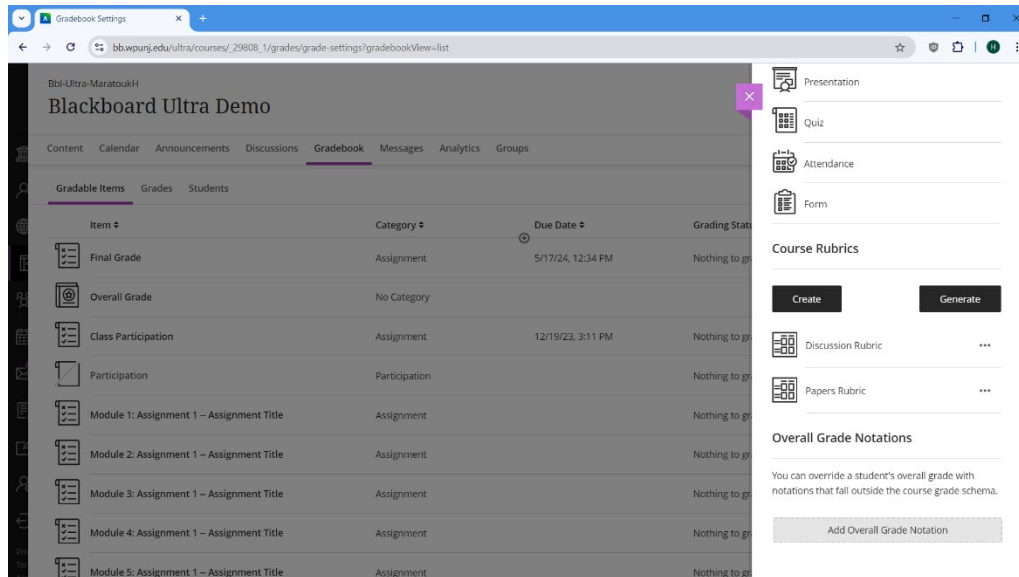


Center for Teaching with Technology

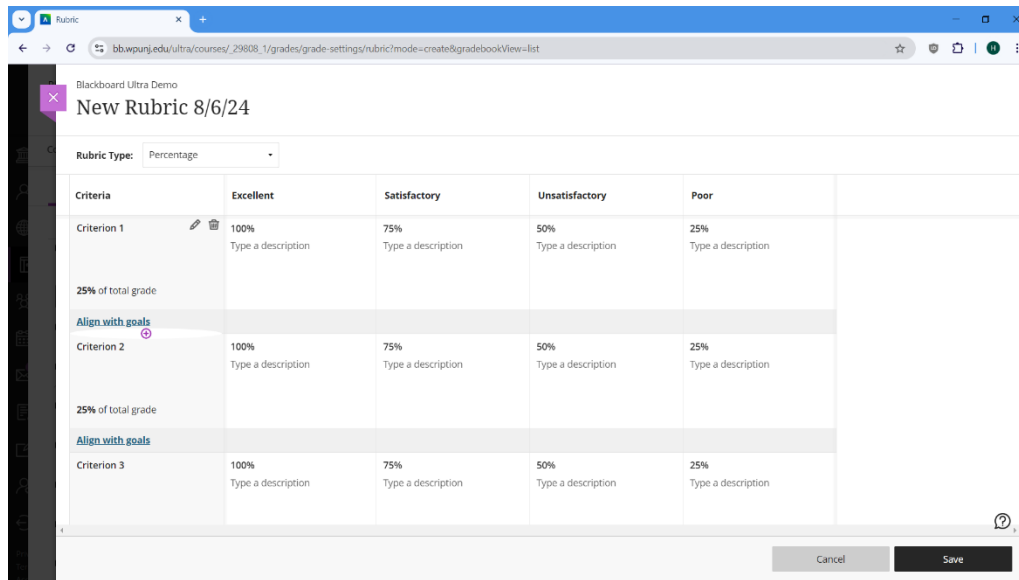
CTT Learning Space: Cheng Library 120k
Office: Library 120e – Phone: 973-720-2659

Creating Rubrics in Blackboard Ultra

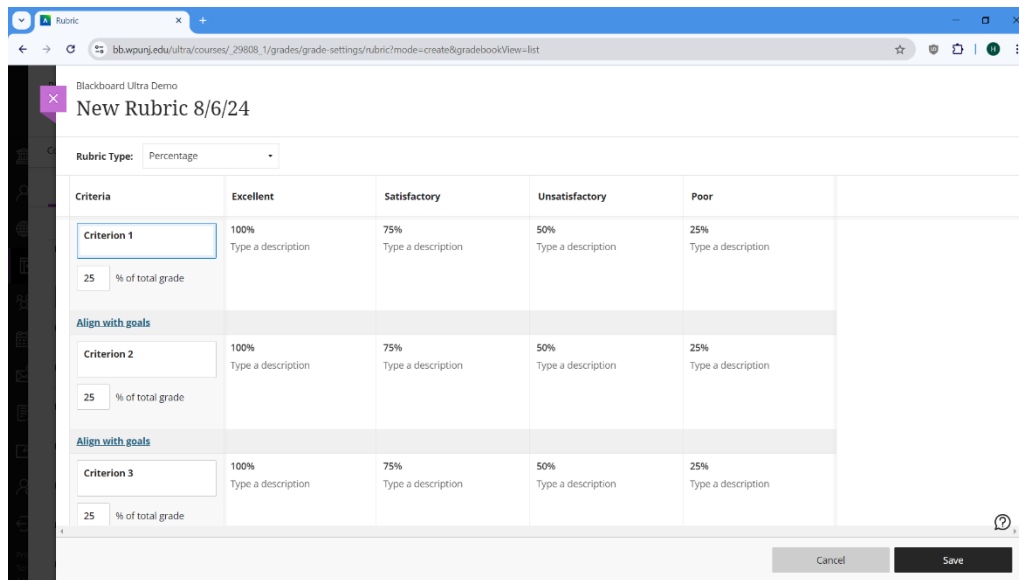
Blackboard Rubrics are a great way of grading your students' assessments and letting them have a clear sense of why they earned the grades they have received. While Rubrics can be accessed and created from the settings area of any deployed assessment, the primary means of accessing them is by going to the settings area of the Gradebook and scrolling down to find them in the resulting panel.



In the resulting page, you can name your rubric by typing over the default name and then proceed to edit the default rubric. As you hover your mouse over the line between one criterion and another, along the left, or between one level of achievement and another, along the top, an icon will appear that looks like a circle with a “plus sign” in it. Click on this icon to create a new criterion or level of achievement.



To edit an existing criterion or level of achievement, hover your mouse over it and then click on the icon that looks like a pencil, appearing to the right of its name. This will allow you to set how much of the assessment’s grade each criterion is worth, along with what percentage of that is earned at each level of achievement.



With your rubric now created, you can add it any gradable assessment and use it to grade your students.

The screenshot displays the Blackboard Ultra interface for grading a student's submission. The browser address bar shows the URL: bb.wpunj.edu/ultra/courses/_29808_1/grades/assessment/test/_2287190_1/flexible-attempt-grading/contentid=_2287190_1&userid=_52757_1&attemptid=_5444397_1&gradeBy=student...

The page title is "Module 2: Assignment 1 -- Assignment Title". The student's name is "Housen Maratouk_PreviewUser". The submission was made on 8/6/24 at 8:28 AM. The submission receipt ID is 856C8BACC074F938ED9050764CF35DE.

The interface is divided into three main sections:

- Students:** A list of students is shown, with "Housen Maratouk_PreviewUser" highlighted in a purple box.
- ASSESSMENT CONTENT:** The submission text area is currently empty, showing only "Submission text."
- Grading Rubric:** A rubric is applied to the submission. The total score is 33 out of 100 points. The rubric categories and scores are:
 - Submission:** Maximum Score: 100 points, Score: 33 / 100
 - Formatting:** 33% of total grade, Score: 0
 - Novice:** Score: 0
 - Competent:** Score: 16.5
 - Proficient:** Score: 33
 - Addressed the question:** 34% of total grade, Score: 0

A "Post Grades" button is located at the bottom left of the interface.

For more about creating rubrics in Blackboard Ultra, please contact the Center for Teaching with Technology.